

LMS-322D Lab Brick® Signal Generator

600 MHz – 3.2 GHz Frequency | 50 dB Power Control Range | 100 Hz Step Size

Features/Benefits

- Fast Switching
- Includes GUI, Windows and Linux SDK, LabVIEW driver
- Programmable phase continuous frequency sweep
- Operate multiple devices directly from a PC or self powered hub
- Optional Internal/external pulse modulation
- Easily portable USB powered device
- Sized to fit into a single rack unit for ATE applications



Applications

- Portable LO Source
- Low Cost Test Equipment for RADAR Receiver Systems
- Engineering/Production Test Labs
- Automated Test Equipment (ATE)

The Lab Brick LMS series of Signal Generators bring affordability, functionality, reliability and simplicity to the microwave test bench. The LMS products range from 0.5 MHz to 20 GHz with 100 Hz step size, 0.5 dB power control steps and linear frequency sweep capability. Lab Bricks use a native USB HID interface to avoid the difficulties inherent in using older serial or IEEE-488 interfaces implemented over USB. As a result, Lab Brick users can get to work faster without having to install kernel level drivers, and Lab Brick devices can be easily used on any system that supports USB HID devices, including low cost embedded computers using Linux or similar operating systems.

The LMS-322D is a reliable and affordable Signal Generator. The LMS-322D provides calibrated power control from 0.6 to 3.2 GHz with a 100 Hz frequency setting resolution. The signal generator is easily programmable for fixed frequency operation, unidirectional or bidirectional frequency sweep and pulse modulation directly from the included Graphical User Interface (GUI). Alternatively, for users wishing to develop their own interface, Vaunix supplies LabVIEW drivers, Windows API DLL files, Linux drivers, Python examples and much more.

LMS-322D Specifications

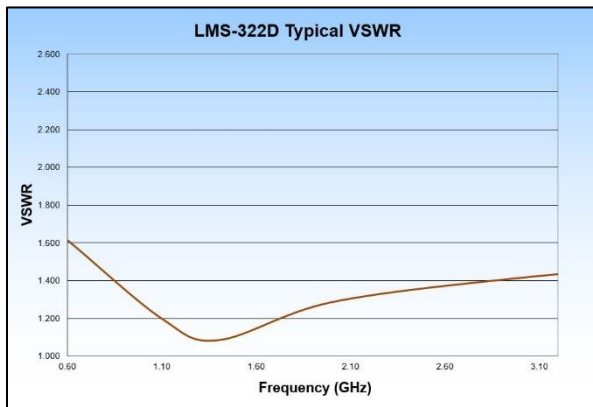
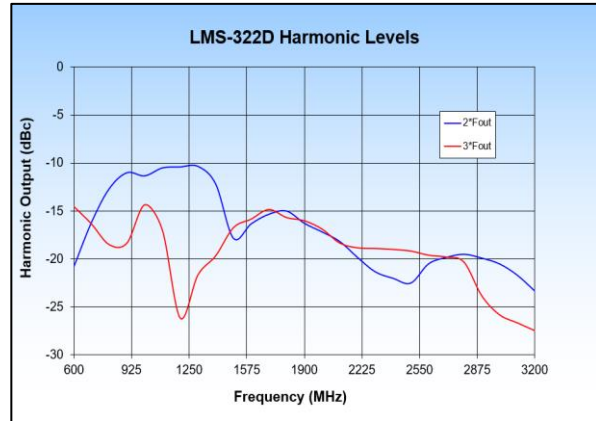
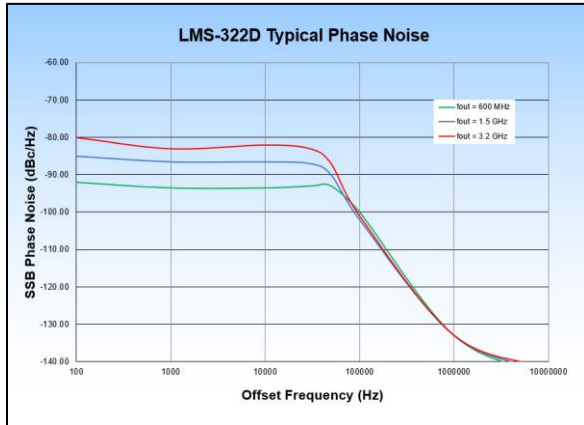
Parameter	Test Conditions	Min	Typ	Max
Frequency	Range (GHz)	0.6		3.2
	Step Size (Hz)	100		
	Accuracy (ppm)			+/-2
	Switching (μ s)		100	
Phase Noise (dBc/Hz) .1, 1, 10, 100, 1000 kHz	@600 MHz		-92/-93/-93/-101/-133	
	@1.5 GHz		-85/-86/-86/-101/-133	
	@3.2 GHz		-80/-83/-83/-101/-132	
Output Power	Standard (dBm)	9.25	10	10.75
	Optional (dBm)	12.25	13	13.75
	Resolution (dB)		0.5	
	Range (dB)		55	
	Accuracy (dB)		+/-1.0	+/-2.0
Spurious	Inband (dBc)		-80	-70
	Harmonics (dBc)		-15	
VSWR			1.5:1	
Reference (Int/Ext)	Frequency (MHz)		10	
	Input Level (Vpp)	0.5	1	3
Phase Continuous Linear Frequency Sweep	Band 1 (GHz)	0.6		1.5
	Band 2 (GHz)	1.5		3.2
	Sweep Time (sec)	0.001		1000
	Trigger input (Vpp) ¹	3		5
Pulse Modulation (Int/Ext) ¹	Pulse Depth (dB)	60	70	
	Pulse Width (ns)	100		
	Pulse Repetition Interval (ns)	200		
	Resolution (ns)	100		
	Trigger in/out (Vpp)	3		5

¹ Pulse Modulation and Frequency Sweep Trigger are optional features

LMS-322D Specifications

<i>Parameter</i>	<i>Test Conditions/Notes</i>	
Power Requirements	From the USB connection	+5 VDC 450 mA typical
Environmental	Operating Temperature	0 °C to +50 °C
	Relative Humidity (non-condensing)	<95%
Physical Connections	Power and Control	USB Type B – female
	RF Connector	SMA – female
	10 MHz Reference	BNC - female
	Pulse Modulation	BNC - female
	Frequency Sweep Trigger	BNC - female
Optional Features	Opt 003 Pulse Modulation Opt 004 Frequency Sweep Trigger	
Mechanical	Size	4.9 x 3.14 x 1.59 inches 124 x 80 x 40 millimeters
	Weight	1.0 pounds 0.45 kilograms

LMS-322D Performance Plots

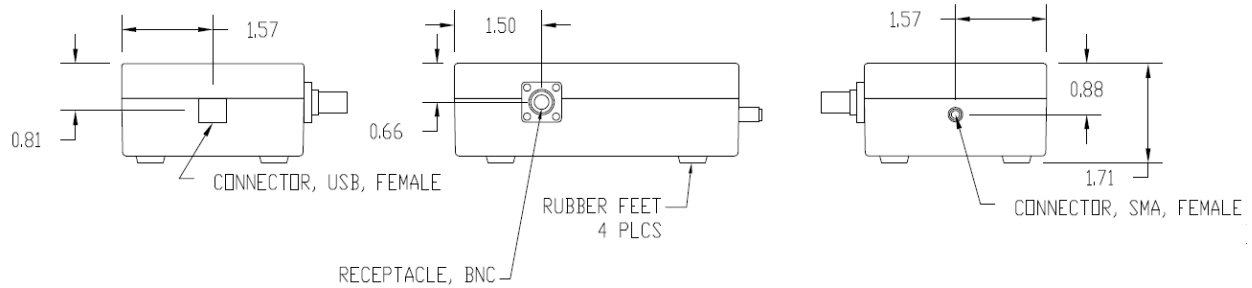
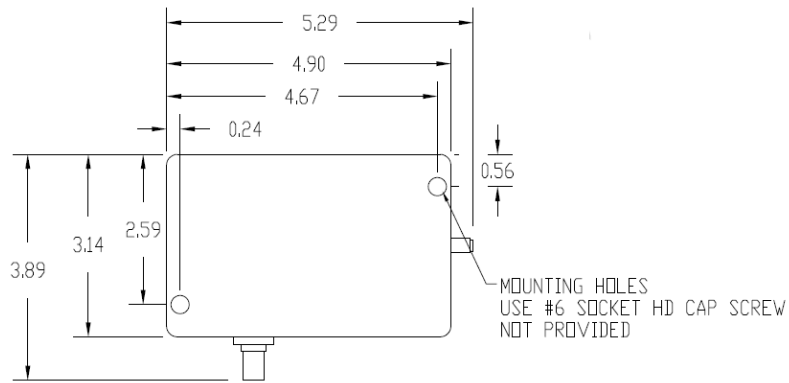


LMS-322D Mechanical Outline

Standard Unit

NOTE:

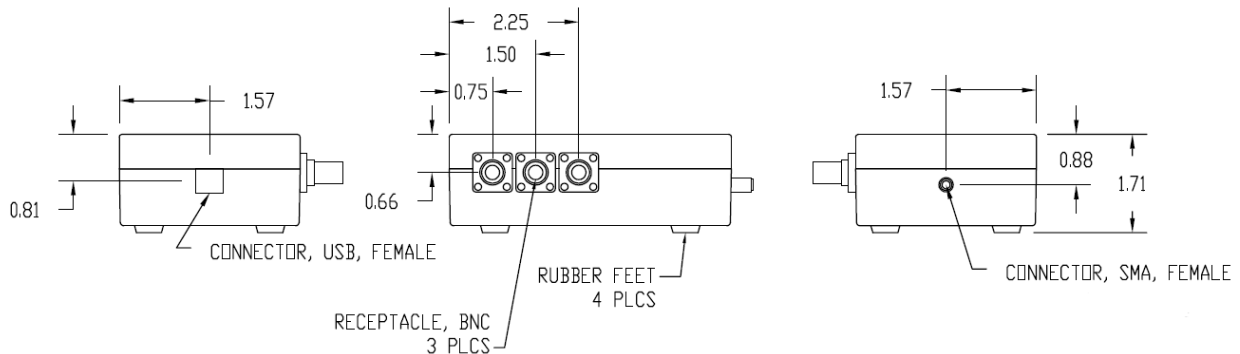
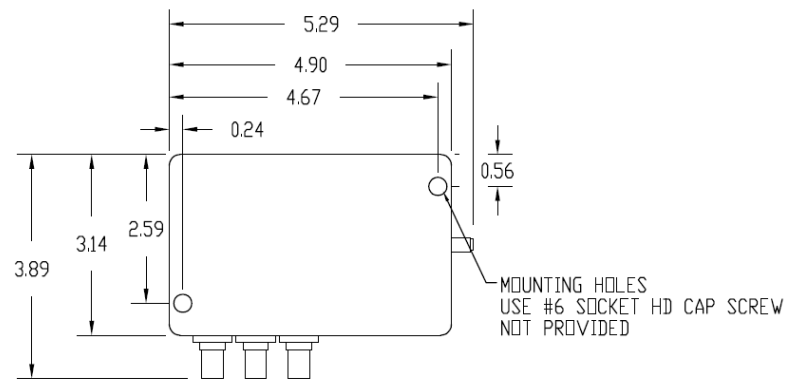
1. DIMENSIONS ARE NOMINAL



With Pulse and Sweep Trigger Options

NOTE:

1. DIMENSIONS ARE NOMINAL



LMS-322D Software Interface

Lab Brick Microwave Signal Generator - LMS-322D

File Control Help

Frequency (MHz) PLL ● Power (dBm)

3,200.0000 10.0

RF Output

On
Off

Frequency Step Size (MHz)

1000 100 10 1 0.1 Other: 25.0000

Power Step Size (dB)

10 1 Other: 0.5

Pulse Mode Sweep Mode

Frequency Sweep

Start (MHz) End (MHz) Sweep Time (sec) Control

1,400.0000 3,200.0000 0.001 One Time Repeat Stop

Bidirectional Sweep

Serial Number: 19907

Vaunix
Lab Brick